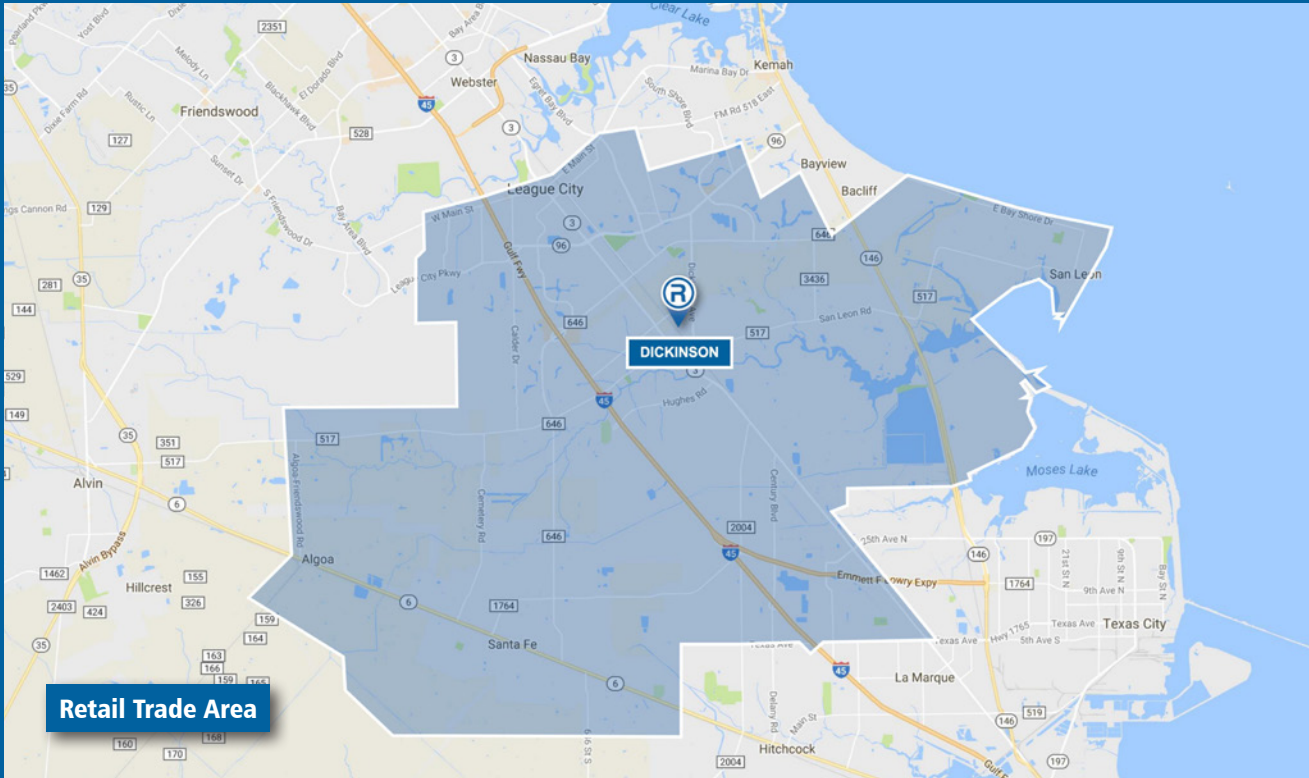


Retail Market Profile 2018



Retail Trade Area



Contact Information

Dan Redd, Chief Executive Officer
Angela R. Forbes, Economic Development Director

Dickinson Economic Development Corporation
 218 FM 517 West
 Dickinson, Texas 77539

Phone 281.337.6105
dredd@ci.dickinson.tx.us
aforges@ci.dickinson.tx.us
www.ci.dickinson.tx.us

March 2018. All information furnished is from sources deemed reliable and is submitted subject to errors, omissions, change of terms and/or conditions. Prepared by The Retail Coach, LLC, a national retail consulting and market research firm. 800.851.0962.

Population

	2000	2010	2018 ESTIMATE	2023 PROJECTION
Retail Trade Area	73,135	108,308	133,177	146,225

Income

	2018 ESTIMATE
Average Household	\$104,689
Median Household	\$82,632
Per Capita	\$37,301

Educational Attainment

	2018 ESTIMATE
Graduate or Professional	8.4%
Bachelor's Degree	18.8%
Associate Degree	8.8%
Some College, No Degree	25.9%
High School Graduate	26.5%
Some High School, No Degree	7.1%
Less than 9th Grade	4.5%

Race Distribution

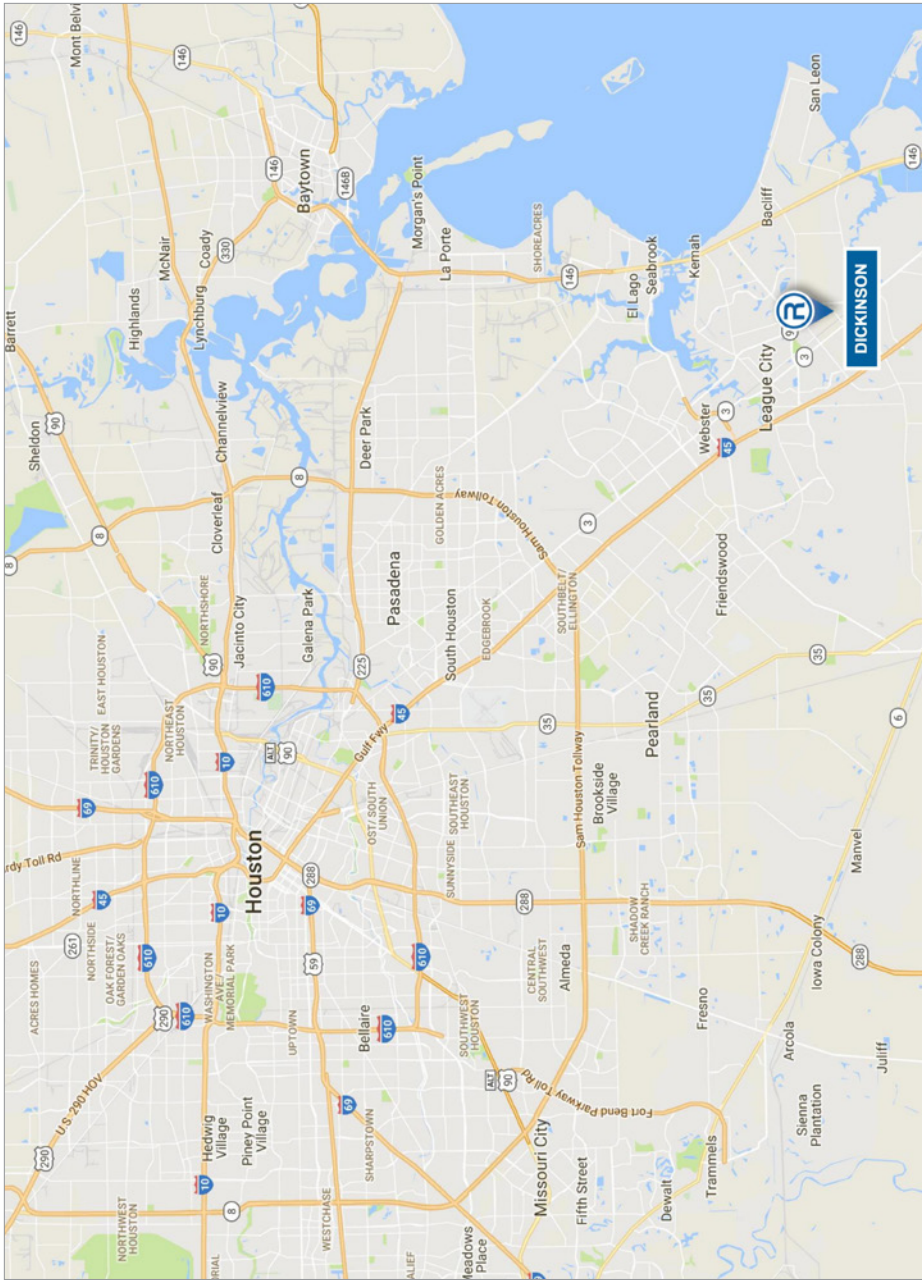
	2018 ESTIMATE
White	70.17%
Black or African American	13.48%
American Indian/Alaskan	0.55%
Asian	4.24%
Native Hawaiian/Islander	0.08%
Other Race	8.11%
Two or More Races	3.39%
Hispanic or Latino (of any race)	24.94%

Age

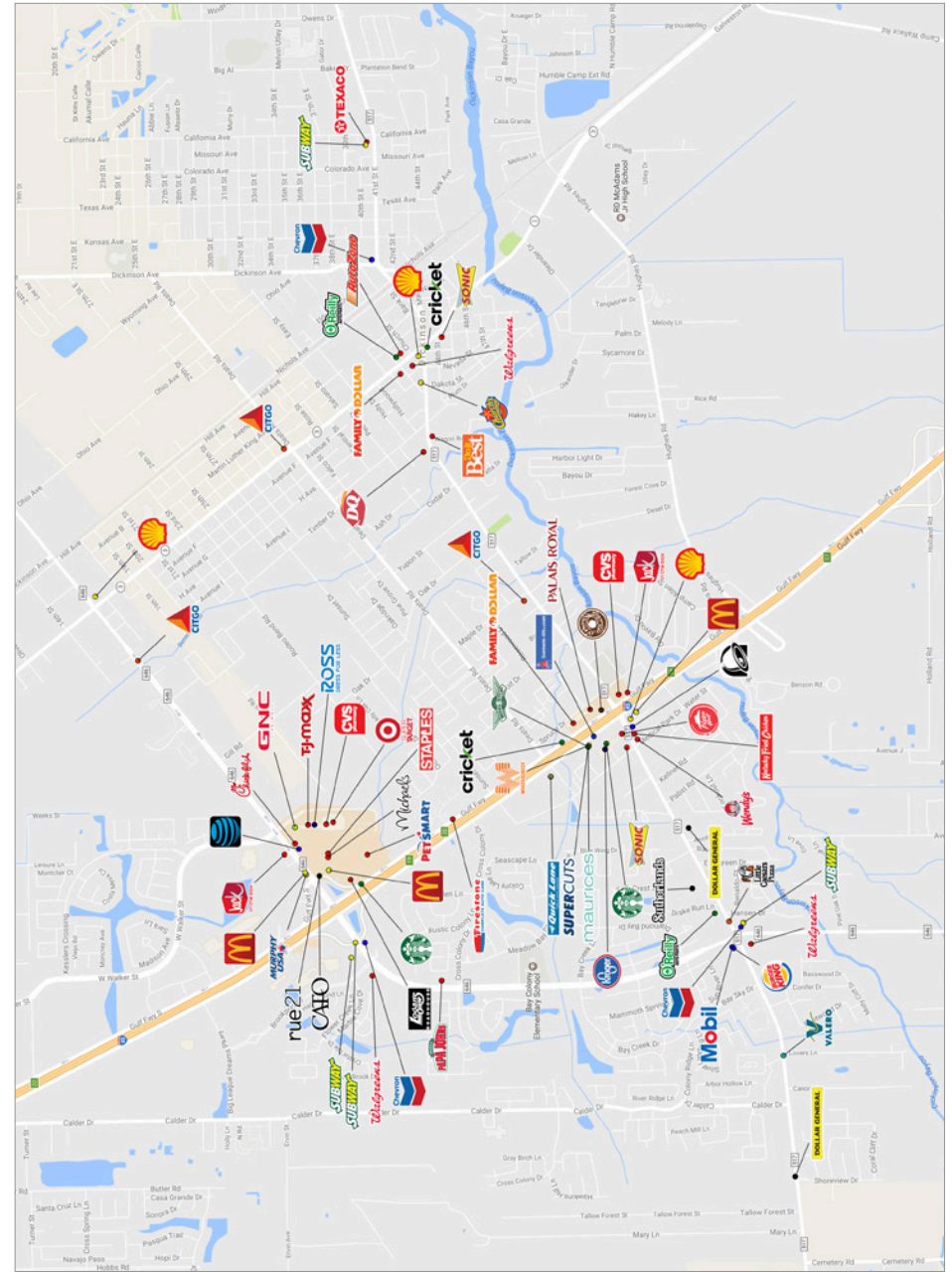
GROUPS	2018 ESTIMATE
9 Years and Under	14.24%
10-17 Years	11.68%
18-24 Years	8.73%
25-34 Years	13.14%
35-44 Years	14.36%
45-54 Years	13.06%
55-64 Years	12.24%
65 Years and Over	12.54%
DISTRIBUTION	2018 ESTIMATE
Median Age	36.55
Average Age	37.08



LOCATION MAP



EXISTING RETAIL



Information provided is for illustrative purposes only and is deemed to be correct as of publish date of this document. Data sources used may include: ESRI, AGS, Nielsen, RegisPro, SitesUSA, TxDOT and/or Microsoft Corporation.